



# Wakefield Park Raceway

## Round 3 : April 16 - 18



ASBK.COM.AU f t i y

### DUNLOP SUPERSPORT 300 CHAMPIONSHIP

#### Race 2

Date: 18/04/21  
 Event: R08  
 Weather: Overcast - Temp: 11.4C  
 Track: Dry - Temp: 18.8C

Started at: 11:13:03  
 Laps: 10  
 Starters: 31  
 Printed at: 11:31

### PROVISIONAL CLASSIFICATION

Pos	No	Name	Machine	Laps	Race Time	Behind Leader	Behind Prev	Fastest Lap	On Lap
1	72	Ben BAKER (NSW) / Yamaha / YRD / Shoei / Alpinestar / West Sliders / Sydney Dyno	Yamaha YZF-R3	10	10:56.102			1:04.780	5
2	22	Zackary JOHNSON (VIC) / Earmold Aust. / Grinning Dingo Aust. / Rebuilder / Prebuild Solutions	Kawasaki Ninja	10	11:03.679	7.577	7.577	1:05.447	10
3	36	Angus GRENFELL (VIC) / ABU Group / Just Investments / Peek Visual / Ricondi / TERRA / Speed Angle	Yamaha YZF-R3	10	11:04.692	8.590	1.013	1:05.706	7
4	69	Archie McDONALD (NSW) / ProGP Racing Junior Team / GB Racing / Bonamici Racing / Signpro / Pro-bolt	Yamaha YZF-R3	10	11:07.845	11.743	3.153	1:05.752	6
5	3	Cameron DUNKER (NSW) / GTR MotoStars Team / RS&C / Doctor Mak / Yamaha / YRD / Link / Pirelli	Yamaha YZF-R3	10	11:07.853	11.751	.008	1:05.644	6
6	121	Reece OUGHTRED (VIC) / Dynoverks / Flux Fitness / TT M-cycles / Cykel / Signpro / LS2 Helmets	Yamaha YZF-R3	10	11:08.760	12.658	.907	1:05.562	10
7	11	Brandon DEMMERY (NSW) / Motocity / Valor Developments / Jekyll & Hyde / PTT Lubricants / Addicted to Track	Yamaha YZF-R3	10	11:09.192	13.090	.432	1:05.723	10
8	20	Jonathan NAHLOUS (NSW) / Complete AV / Anderson Stands / Bikebiz and Race Dynamics	Kawasaki Ninja	10	11:10.583	14.481	1.391	1:05.494	10
9	39	Glenn NELSON (QLD) / Buddys Pest Control / Dynoverks / XXX Suspension	Yamaha YZF-R3	10	11:10.616	14.514	.033	1:05.827	5
10	78	Caleb GILMORE (MWT) / Metcher Motorsport / Siemec / Fusport / Yamaha / YRD / Yamalube	Yamaha YZF-R3	10	11:10.658	14.556	.042	1:05.803	9
11	47	Zylas BUNTING (NSW) / Proworx / Blayney M-cycles / Well Sprung M-cycle Suspension / Penrite Oils	Kawasaki Ninja	10	11:11.156	15.054	.498	1:05.848	10
12	97	Peter NERLICH (VIC) / Proworx / Blayney M-cycles / Well Sprung M-cycle Suspension / Penrite Oils	Kawasaki Ninja	10	11:11.416	15.314	.260	1:05.742	10
13	32	Jai RUSSO (NSW) / Russo Performance / YRD / Yamaha / GTR MotoStars / Ricondi / AGV / TCX	Yamaha YZF-R3	10	11:17.647	21.545	6.231	1:06.576	10
14	88	Joseph MARINIELLO (VIC) / Traction Control M-sport / In House Innovations / Earmold Aus / Goodlife Health Clubs	Kawasaki Ninja	10	11:20.564	24.462	2.917	1:06.609	7
15	49	Jake FARNSWORTH (NSW) / Full Noise Racing / Freestyle Tattoo Studio / Worth Race Developments	Kawasaki Ninja	10	11:20.629	24.527	.065	1:06.521	6
16	181	Liam WATERS (QLD) / Moto-shed / K1 Racing	Yamaha YZF-R3	10	11:20.690	24.588	.061	1:06.533	8
17	99	Jacob HATCH (NSW) / Motocity / Valor Developments / Jekyll & Hyde / PTT Lubricants / Addicted to Track	Yamaha YZF-R3	10	11:21.458	25.356	.768	1:06.873	7
18	355	Laura BROWN (NSW) / Bikebiz	Yamaha YZF-R3	10	11:28.325	32.223	6.867	1:06.845	4
19	110	Zakary PETTENDY (NSW) / bikesales.com	Yamaha YZF-R3	10	11:28.326	32.224	.001	1:07.300	5
20	58	Lucas QUINN (QLD)	Yamaha YZF-R3	10	11:28.575	32.473	.249	1:07.658	8
21	25	Brodie GAWITH (VIC) / AGV Helmets / Ricondi	Yamaha YZF-R3	10	11:28.582	32.480	.007	1:07.113	4
22	63	Clay CLEGG (NSW) / Williamson Bros / Akubra / Mavin Truck Centre / Central West Electrical	Yamaha YZF-R3	10	11:29.079	32.977	.497	1:07.165	5
23	12	Henry SNELL (QLD) / Ricondi / AGV	Yamaha YZF-R3	10	11:29.840	33.738	.761	1:07.604	5

*Scott Lang*  
 Chief Timekeeper - Scott Lang

*Tom Williams*  
 Race Director - Tom Williams

*Paul Hinds*  
 Clerk of Course - Paul Hinds



www.computime.com.au  
 COMPUTIME RACE TIMING SYSTEMS PTY LTD





# Wakefield Park Raceway

## Round 3 : April 16 - 18



ASBK.COM.AU f t i y

### DUNLOP SUPERSPORT 300 CHAMPIONSHIP

#### Race 2

Date: 18/04/21  
 Event: R08  
 Weather: Overcast - Temp: 11.4C  
 Track: Dry - Temp: 18.8C

Started at: 11:13:03  
 Laps: 10  
 Starters: 31  
 Printed at: 11:31

### PROVISIONAL CLASSIFICATION

Pos	No	Name	Machine	Laps	Race Time	Behind Leader	Behind Prev	Fastest Lap	On Lap
24	35	Varis FLEMING (VIC) / MotoGo / Suspension Pro	Yamaha YZF-R3	10	11:31.251	35.149	1.411	1:06.482	10
25	222	Lincoln KNIGHT (NSW) / Knights Fencing / Excite Motorsports	Yamaha YZF-R3	10	11:35.637	39.535	4.386	1:08.004	9
26	91	Taiyo AKSU (QLD) / OP Racing / MMM Motorcycles	Yamaha YZF-R3	10	11:35.825	39.723	.188	1:08.210	9
27	45	Jamie PORT (VIC) / Yamaha / AGV / Pirelli / Motul / Ricondi / Verafire	Yamaha YZF-R3	10	11:42.493	46.391	6.668	1:08.523	8
28	51	Samuel PEZZETTA (SA) / Unitech Racing / Remo Contractors / SA Profiling / SA Crush & Recycle	Yamaha YZF-R3	10	11:45.533	49.431	3.040	1:09.039	6
29	56	Jesse WOODS (TAS) / Badger Racing / Tyga Performance / Rodney Creed Chartered Accountant	Kawasaki Ninja	10	11:50.228	54.126	4.695	1:09.733	6
30	34	Benjamin ANGELIDIS (ACT) / Full Noise Racing / Freestyle Tattoo Studio / Worth Race Developments	Kawasaki Ninja	10	11:50.841	54.739	.613	1:09.447	7
31	444	Ryan MOSCARDINI (QLD) / NQ Flooring / Sun City Yamaha // Fastbike tyres / Blue dog racing / Nolan	Yamaha YZF-R3	10	12:02.633	1:06.531	11.792	1:10.812	9

Fastest Lap was 1:04.780 by Ben BAKER (NSW)

New race lap record for SS300 class - Previous: 1:05.064 by Ben BAKER (NSW) on a Yamaha YZF-R3 set on 17/04/21

\*\*\* Rider 35 (Varis FLEMING (VIC)) - 10 second penalty imposed by Clerk of Course for jumped start \*\*\*

The results are provisional until the end of the time limit for protests and appeals.

*Scott Lang*  
 Chief Timekeeper - Scott Lang

*Tom Williams*  
 Race Director - Tom Williams

*Paul Hinds*  
 Clerk of Course - Paul Hinds



www.computime.com.au  
 COMPUTIME RACE TIMING SYSTEMS PTY LTD





# Wakefield Park Raceway

## Round 3 : April 16 - 18



ASBK.COM.AU f t i y

### DUNLOP SUPERSPORT 300 CHAMPIONSHIP

#### Race 2

Date: 18/04/21  
 Event: R08  
 Weather: Overcast - Temp: 11.4C  
 Track: Dry - Temp: 18.8C


Started at: 11:13:03  
 Laps: 10  
 Starters: 31  
 Printed at: 11:31


#### PROVISIONAL LAP TIMES


No	Name	Lap 1	Lap 2	Lap 3	Lap 4	Lap 5	Lap 6	Lap 7	Lap 8	Lap 9	Lap 10
3	Cameron DUNKER (NSW)	1:12.372	1:06.673	1:06.651	1:06.517	1:05.981	<b>1:05.644</b>	1:06.042	1:06.152	1:05.828	1:05.993
11	Brandon DEMMERY (NSW)	1:13.081	1:07.131	1:06.847	1:06.265	1:05.891	1:06.009	1:06.295	1:05.846	1:06.104	<b>1:05.723</b>
12	Henry SNELL (QLD)	1:18.132	1:08.248	1:08.507	1:07.786	<b>1:07.604</b>	1:07.973	1:07.677	1:08.402	1:07.897	1:07.614
20	Jonathan NAHLOUS (NSW)	1:15.101	1:06.748	1:06.845	1:06.788	1:05.896	1:06.238	1:06.051	1:05.748	1:05.674	<b>1:05.494</b>
22	Zackary JOHNSON (VIC)	1:11.005	1:05.795	1:06.299	1:05.695	1:05.577	1:05.675	1:06.307	1:05.981	1:05.898	<b>1:05.447</b>
25	Brodie GAWITH (VIC)	1:16.162	1:09.762	1:08.586	<b>1:07.113</b>	1:07.238	1:07.602	1:08.630	1:07.429	1:07.957	1:08.103
32	Jai RUSSO (NSW)	1:14.221	1:07.412	1:07.677	1:07.102	1:06.836	1:06.854	1:06.985	1:07.001	1:06.983	<b>1:06.576</b>
34	Benjamin ANGELIDIS (ACT)	1:21.893	1:10.888	1:09.915	1:09.549	1:09.698	1:09.849	<b>1:09.447</b>	1:09.863	1:10.106	1:09.633
35	Varis FLEMING (VIC)	1:18.077	1:07.989	1:07.778	1:06.808	1:06.491	1:06.567	1:06.746	1:06.841	1:07.472	<b>1:06.482</b>
36	Angus GRENFELL (VIC)	1:10.842	1:05.979	1:06.266	1:05.869	1:05.974	1:05.729	<b>1:05.706</b>	1:06.250	1:06.082	1:05.995
39	Glenn NELSON (QLD)	1:13.276	1:07.463	1:06.821	1:06.181	<b>1:05.827</b>	1:06.145	1:06.424	1:06.054	1:05.947	1:06.478
45	Jamie PORT (VIC)	1:20.460	1:10.795	1:09.517	1:09.201	1:09.359	1:08.524	1:08.605	<b>1:08.523</b>	1:08.578	1:08.931
47	Zylas BUNTING (NSW)	1:12.847	1:07.627	1:07.321	1:06.569	1:06.188	1:05.928	1:06.241	1:06.384	1:06.203	<b>1:05.848</b>
49	Jake FARNSWORTH (NSW)	1:16.949	1:08.273	1:07.652	1:07.205	1:06.958	<b>1:06.521</b>	1:06.700	1:06.623	1:07.025	1:06.723
51	Samuel PEZZETTA (SA)	1:20.405	1:10.512	1:09.587	1:09.278	1:09.489	<b>1:09.039</b>	1:09.185	1:09.190	1:09.391	1:09.457
56	Jesse WOODS (TAS)	1:20.200	1:10.650	1:10.765	1:09.873	1:09.949	<b>1:09.733</b>	1:09.749	1:09.751	1:09.771	1:09.787
58	Lucas QUINN (QLD)	1:16.106	1:08.606	1:07.996	1:07.951	1:07.666	1:08.212	1:08.475	<b>1:07.658</b>	1:08.047	1:07.858
63	Clay CLEGG (NSW)	1:17.357	1:08.847	1:08.674	1:07.300	<b>1:07.165</b>	1:07.447	1:08.612	1:07.647	1:07.894	1:08.136
69	Archie McDONALD (NSW)	1:12.680	1:06.594	1:06.477	1:06.272	1:06.022	<b>1:05.752</b>	1:06.252	1:05.947	1:05.900	1:05.949
72	Ben BAKER (NSW)	1:10.358	1:05.163	1:05.395	1:05.046	<b>1:04.780</b>	1:04.920	1:04.873	1:05.049	1:04.859	1:05.659
78	Caleb GILMORE (MWT)	1:12.886	1:06.736	1:07.478	1:06.311	1:05.994	1:06.109	1:07.146	1:06.089	<b>1:05.803</b>	1:06.106
88	Joseph MARINIELLO (VIC)	1:15.702	1:07.921	1:08.028	1:06.928	1:06.998	1:07.308	<b>1:06.609</b>	1:06.706	1:07.287	1:07.077
91	Taiyo AKSU (QLD)	1:18.704	1:08.585	1:08.544	1:08.858	1:08.349	1:08.670	1:08.636	1:08.344	<b>1:08.210</b>	1:08.925
97	Peter NERLICH (VIC)	1:14.061	1:07.266	1:07.104	1:06.415	1:06.389	1:05.757	1:06.092	1:06.313	1:06.277	<b>1:05.742</b>
99	Jacob HATCH (NSW)	1:15.597	1:08.433	1:07.471	1:06.999	1:06.946	1:06.913	<b>1:06.873</b>	1:07.113	1:07.953	1:07.160
110	Zakary PETTENDY (NSW)	1:17.240	1:08.705	1:07.832	1:07.765	<b>1:07.300</b>	1:07.780	1:08.123	1:07.813	1:07.889	1:07.879
121	Reece OUGHTRED (VIC)	1:12.345	1:07.061	1:06.584	1:06.620	1:06.221	1:06.425	1:06.459	1:05.732	1:05.751	<b>1:05.562</b>
181	Liam WATERS (QLD)	1:16.201	1:08.330	1:07.527	1:06.781	1:07.434	1:06.785	1:06.973	<b>1:06.533</b>	1:07.384	1:06.742
222	Lincoln KNIGHT (NSW)	1:18.675	1:08.942	1:08.159	1:09.000	1:08.458	1:08.547	1:08.643	1:08.563	<b>1:08.004</b>	1:08.646
355	Laura BROWN (NSW)	1:17.664	1:08.570	1:08.688	<b>1:06.845</b>	1:07.465	1:07.452	1:08.524	1:07.520	1:07.923	1:07.674
444	Ryan MOSCARDINI (QLD)	1:21.211	1:11.562	1:11.790	1:11.387	1:11.105	1:11.211	1:11.342	1:11.217	<b>1:10.812</b>	1:10.996

\*\*\* Rider 35 (Varis FLEMING (VIC)) - 10 second penalty imposed by Clerk of Course for jumped start \*\*\*

The results are provisional until the end of the time limit for protests and appeals.

  
 Chief Timekeeper - Scott Laing

  
 Race Director - Tom Williams

  
 Clerk of Course - Paul Hinds



[www.computime.com.au](http://www.computime.com.au)  
 COMPUTIME RACE TIMING SYSTEMS PTY LTD







# Wakefield Park Raceway

## Round 3 : April 16 - 18



ASBK.COM.AU f t i y

### DUNLOP SUPERSPORT 300 CHAMPIONSHIP

#### Race 2

Date: 18/04/21  
 Event: R08  
 Weather: Overcast - Temp: 11.4C  
 Track: Dry - Temp: 18.8C

Started at: 11:13:03  
 Laps: 10  
 Starters: 31  
 Printed at: 11:31

#### PROVISIONAL SPLIT TIMES

Lap	Split 1	Split 2	Split 3	Lap Time	Lap	Split 1	Split 2	Split 3	Lap Time
<b>3 Cameron DUNKER (NSW) (5th)</b>					2	18.322	24.467	23.959	1:06.748
1	24.088	24.005	24.279	1:12.372	3	18.357	24.616	23.872	1:06.845
2	18.615	24.082	23.976	1:06.673	4	18.247	24.156	24.385	1:06.788
3	18.630	23.958	24.063	1:06.651	5	18.062	24.055	23.779	1:05.896
4	18.747	23.744	24.026	1:06.517	6	18.205	24.172	23.861	1:06.238
5	18.463	23.666	23.852	1:05.981	7	18.103	24.181	23.767	1:06.051
6	<b>18.287</b>	23.621	<b>23.736</b>	<b>1:05.644</b>	8	<b>18.005</b>	24.035	23.708	1:05.748
7	18.448	23.705	23.889	1:06.042	9	18.124	23.941	<b>23.609</b>	1:05.674
8	18.560	<b>23.608</b>	23.984	1:06.152	10	18.027	<b>23.809</b>	23.658	<b>1:05.494</b>
9	18.327	23.613	23.888	1:05.828					
10	18.384	23.724	23.885	1:05.993					
<b>11 Brandon DEMMERY (NSW) (7th)</b>					<b>22 Zackary JOHNSON (VIC) (2nd)</b>				
1	24.536	24.427	24.118	1:13.081	1	23.449	23.754	23.802	1:11.005
2	18.938	24.128	24.065	1:07.131	2	18.284	23.732	23.779	1:05.795
3	18.461	24.309	24.077	1:06.847	3	18.620	23.668	24.011	1:06.299
4	18.600	23.770	23.895	1:06.265	4	18.241	23.545	23.909	1:05.695
5	18.413	23.646	23.832	1:05.891	5	<b>18.152</b>	23.570	23.855	1:05.577
6	18.328	23.633	24.048	1:06.009	6	18.243	23.673	23.759	1:05.675
7	18.792	23.605	23.898	1:06.295	7	18.160	24.118	24.029	1:06.307
8	18.400	<b>23.572</b>	23.874	1:05.846	8	18.417	23.796	23.768	1:05.981
9	18.464	23.854	23.786	1:06.104	9	18.441	23.599	23.858	1:05.898
10	<b>18.280</b>	23.824	<b>23.619</b>	<b>1:05.723</b>	10	18.258	<b>23.484</b>	<b>23.705</b>	<b>1:05.447</b>
<b>12 Henry SNELL (QLD) (23th)</b>					<b>25 Brodie GAWITH (VIC) (21th)</b>				
1	27.271	26.001	24.860	1:18.132	1	26.400	25.279	24.483	1:16.162
2	18.989	24.693	24.566	1:08.248	2	19.224	25.091	25.447	1:09.762
3	19.271	25.007	<b>24.229</b>	1:08.507	3	19.191	25.123	24.272	1:08.586
4	18.940	24.471	24.375	1:07.786	4	<b>18.619</b>	24.412	<b>24.082</b>	<b>1:07.113</b>
5	18.657	24.635	24.312	<b>1:07.604</b>	5	18.728	24.331	24.179	1:07.238
6	18.771	24.581	24.621	1:07.973	6	18.698	24.441	24.463	1:07.602
7	18.890	24.413	24.374	1:07.677	7	19.136	24.682	24.812	1:08.630
8	<b>18.622</b>	24.881	24.899	1:08.402	8	18.798	<b>24.251</b>	24.380	1:07.429
9	18.894	24.565	24.438	1:07.897	9	18.943	24.589	24.425	1:07.957
10	18.735	<b>24.271</b>	24.608	1:07.614	10	19.058	24.572	24.473	1:08.103
<b>20 Jonathan NAHLOUS (NSW) (8th)</b>					<b>32 Jai RUSSO (NSW) (13th)</b>				
1	25.712	24.895	24.494	1:15.101	1	25.408	24.459	24.354	1:14.221
					2	18.854	24.280	24.278	1:07.412
					3	18.702	24.615	24.360	1:07.677

*Scott Laing*  
 Chief Timekeeper - Scott Laing

*Tom Williams*  
 Race Director - Tom Williams

*Paul Hinds*  
 Clerk of Course - Paul Hinds



www.computime.com.au  
 COMPUTIME RACE TIMING SYSTEMS PTY LTD





# Wakefield Park Raceway

## Round 3 : April 16 - 18



ASBK.COM.AU f t i y

### DUNLOP SUPERSPORT 300 CHAMPIONSHIP

#### Race 2

Date: 18/04/21  
 Event: R08  
 Weather: Overcast - Temp: 11.4C  
 Track: Dry - Temp: 18.8C

Started at: 11:13:03  
 Laps: 10  
 Starters: 31  
 Printed at: 11:31

#### PROVISIONAL SPLIT TIMES

Lap	Split 1	Split 2	Split 3	Lap Time	Lap	Split 1	Split 2	Split 3	Lap Time
4	18.578	24.205	24.319	1:07.102	6	18.253	23.697	23.779	1:05.729
5	18.601	24.079	24.156	1:06.836	7	18.272	23.796	<b>23.638</b>	<b>1:05.706</b>
6	18.562	24.136	24.156	1:06.854	8	18.247	24.325	23.678	1:06.250
7	18.583	24.202	24.200	1:06.985	9	18.359	23.756	23.967	1:06.082
8	<b>18.445</b>	24.200	24.356	1:07.001	10	<b>18.160</b>	23.749	24.086	1:05.995
9	18.486	24.231	24.266	1:06.983					
10	18.465	<b>24.023</b>	<b>24.088</b>	<b>1:06.576</b>					
<b>34 Benjamin ANGELIDIS (ACT) (30th)</b>					<b>39 Glenn NELSON (QLD) (9th)</b>				
1	29.238	26.525	26.130	1:21.893	1	24.926	24.326	24.024	1:13.276
2	19.764	25.610	25.514	1:10.888	2	18.853	24.449	24.161	1:07.463
3	19.509	25.037	25.369	1:09.915	3	18.527	24.253	24.041	1:06.821
4	19.526	24.866	25.157	1:09.549	4	18.370	23.950	23.861	1:06.181
5	19.579	24.840	25.279	1:09.698	5	18.360	<b>23.793</b>	<b>23.674</b>	<b>1:05.827</b>
6	19.387	24.872	25.590	1:09.849	6	<b>18.255</b>	24.179	23.711	1:06.145
7	19.516	24.839	<b>25.092</b>	<b>1:09.447</b>	7	18.539	24.083	23.802	1:06.424
8	<b>19.257</b>	25.502	25.104	1:09.863	8	18.355	23.845	23.854	1:06.054
9	19.310	24.751	26.045	1:10.106	9	18.261	23.889	23.797	1:05.947
10	19.513	<b>24.746</b>	25.374	1:09.633	10	18.384	23.996	24.098	1:06.478
<b>35 Varis FLEMING (VIC) (24th)</b>					<b>45 Jamie PORT (VIC) (27th)</b>				
1	26.865	26.677	24.535	1:18.077	1	28.424	26.297	25.739	1:20.460
2	18.840	24.566	24.583	1:07.989	2	19.806	25.567	25.422	1:10.795
3	19.267	24.645	23.866	1:07.778	3	19.397	25.078	25.042	1:09.517
4	18.648	24.130	24.030	1:06.808	4	19.283	25.199	24.719	1:09.201
5	18.594	24.142	23.755	1:06.491	5	19.492	25.196	<b>24.671</b>	1:09.359
6	18.640	24.178	<b>23.749</b>	1:06.567	6	18.941	24.737	24.846	1:08.524
7	18.642	24.350	23.754	1:06.746	7	18.983	24.742	24.880	1:08.605
8	18.556	24.385	23.900	1:06.841	8	18.867	<b>24.729</b>	24.927	<b>1:08.523</b>
9	18.926	24.316	24.230	1:07.472	9	<b>18.857</b>	24.743	24.978	1:08.578
10	<b>18.492</b>	<b>24.040</b>	23.950	<b>1:06.482</b>	10	18.895	24.933	25.103	1:08.931
<b>36 Angus GRENFELL (VIC) (3rd)</b>					<b>47 Zylas BUNTING (NSW) (11th)</b>				
1	23.147	<b>23.689</b>	24.006	1:10.842	1	23.680	24.278	24.889	1:12.847
2	18.267	23.785	23.927	1:05.979	2	18.916	24.656	24.055	1:07.627
3	18.398	23.781	24.087	1:06.266	3	18.425	24.494	24.402	1:07.321
4	18.426	23.768	23.675	1:05.869	4	18.434	24.004	24.131	1:06.569
5	18.310	23.825	23.839	1:05.974	5	18.558	<b>23.679</b>	23.951	1:06.188
					6	18.340	23.709	23.879	1:05.928
					7	18.456	23.885	23.900	1:06.241

*Scott Laing*  
 Chief Timekeeper - Scott Laing

*Tom Williams*  
 Race Director - Tom Williams

*Paul Hinds*  
 Clerk of Course - Paul Hinds



www.computime.com.au  
 COMPUTIME RACE TIMING SYSTEMS PTY LTD





# Wakefield Park Raceway

## Round 3 : April 16 - 18



ASBK.COM.AU f t i y

### DUNLOP SUPERSPORT 300 CHAMPIONSHIP

#### Race 2

Date: 18/04/21  
 Event: R08  
 Weather: Overcast - Temp: 11.4C  
 Track: Dry - Temp: 18.8C

Started at: 11:13:03  
 Laps: 10  
 Starters: 31  
 Printed at: 11:31

#### PROVISIONAL SPLIT TIMES

Lap	Split 1	Split 2	Split 3	Lap Time	Lap	Split 1	Split 2	Split 3	Lap Time
8	18.572	23.920	23.892	1:06.384	10	<u>19.106</u>	25.387	25.294	1:09.787
9	<u>18.255</u>	23.816	24.132	1:06.203					
10	18.301	23.705	<u>23.842</u>	<u>1:05.848</u>					
<b>49 Jake FARNSWORTH (NSW) (15th)</b>					<b>58 Lucas QUINN (QLD) (20th)</b>				
1	27.039	25.674	24.236	1:16.949	1	25.687	25.538	24.881	1:16.106
2	18.454	24.901	24.918	1:08.273	2	18.892	24.912	24.802	1:08.606
3	18.683	24.643	24.326	1:07.652	3	18.798	24.594	24.604	1:07.996
4	18.470	24.449	24.286	1:07.205	4	19.111	24.387	24.453	1:07.951
5	18.319	24.411	24.228	1:06.958	5	18.997	24.422	<u>24.247</u>	1:07.666
6	<u>18.224</u>	24.305	23.992	<u>1:06.521</u>	6	<u>18.769</u>	24.783	24.660	1:08.212
7	18.307	24.437	23.956	1:06.700	7	18.799	24.737	24.939	1:08.475
8	18.370	24.301	<u>23.952</u>	1:06.623	8	19.069	<u>24.229</u>	24.360	<u>1:07.658</u>
9	18.445	24.320	24.260	1:07.025	9	19.020	24.540	24.487	1:08.047
10	18.296	<u>24.255</u>	24.172	1:06.723	10	19.050	24.490	24.318	1:07.858
<b>51 Samuel PEZZETTA (SA) (28th)</b>					<b>63 Clay CLEGG (NSW) (22th)</b>				
1	28.963	26.406	25.036	1:20.405	1	26.744	26.263	24.350	1:17.357
2	19.687	25.475	25.350	1:10.512	2	18.857	24.902	25.088	1:08.847
3	19.348	25.372	24.867	1:09.587	3	19.344	25.238	24.092	1:08.674
4	19.402	25.116	24.760	1:09.278	4	18.825	<u>24.494</u>	<u>23.981</u>	1:07.300
5	19.509	25.132	24.848	1:09.489	5	<u>18.522</u>	24.605	24.038	<u>1:07.165</u>
6	19.483	<u>24.981</u>	<u>24.575</u>	<u>1:09.039</u>	6	18.825	24.566	24.056	1:07.447
7	19.370	25.041	24.774	1:09.185	7	19.123	24.728	24.761	1:08.612
8	19.282	25.105	24.803	1:09.190	8	19.014	24.538	24.095	1:07.647
9	<u>19.276</u>	25.313	24.802	1:09.391	9	19.026	24.573	24.295	1:07.894
10	19.408	25.151	24.898	1:09.457	10	18.948	24.545	24.643	1:08.136
<b>56 Jesse WOODS (TAS) (29th)</b>					<b>69 Archie McDONALD (NSW) (4th)</b>				
1	28.179	26.329	25.692	1:20.200	1	24.399	23.913	24.368	1:12.680
2	19.611	25.659	25.380	1:10.650	2	18.588	24.184	23.822	1:06.594
3	19.650	25.679	25.436	1:10.765	3	18.542	23.921	24.014	1:06.477
4	19.264	25.400	25.209	1:09.873	4	18.407	23.831	24.034	1:06.272
5	19.317	25.448	25.184	1:09.949	5	18.482	23.678	23.862	1:06.022
6	19.301	25.322	<u>25.110</u>	<u>1:09.733</u>	6	<u>18.191</u>	23.689	23.872	<u>1:05.752</u>
7	19.313	25.202	25.234	1:09.749	7	18.654	23.706	23.892	1:06.252
8	19.249	25.335	25.167	1:09.751	8	18.530	23.628	23.789	1:05.947
9	19.185	<u>25.139</u>	25.447	1:09.771	9	18.488	<u>23.597</u>	23.815	1:05.900
					10	18.447	23.820	<u>23.682</u>	1:05.949

*Scott Laing*  
 Chief Timekeeper - Scott Laing

*Tom Williams*  
 Race Director - Tom Williams

*Paul Hinds*  
 Clerk of Course - Paul Hinds



www.computime.com.au  
 COMPUTIME RACE TIMING SYSTEMS PTY LTD





# Wakefield Park Raceway

## Round 3 : April 16 - 18



ASBK.COM.AU f t i y

### DUNLOP SUPERSPORT 300 CHAMPIONSHIP

#### Race 2

Date: 18/04/21  
 Event: R08  
 Weather: Overcast - Temp: 11.4C  
 Track: Dry - Temp: 18.8C

Started at: 11:13:03  
 Laps: 10  
 Starters: 31  
 Printed at: 11:31

#### PROVISIONAL SPLIT TIMES

Lap	Split 1	Split 2	Split 3	Lap Time	Lap	Split 1	Split 2	Split 3	Lap Time
<b>72 Ben BAKER (NSW) (1st)</b>					2	19.105	24.665	24.815	1:08.585
1	22.979	23.512	23.867	1:10.358	3	18.909	24.914	24.721	1:08.544
2	18.138	23.408	23.617	1:05.163	4	19.074	25.055	24.729	1:08.858
3	18.298	23.459	23.638	1:05.395	5	<b>18.881</b>	24.523	24.945	1:08.349
4	18.127	23.416	<b>23.503</b>	1:05.046	6	19.092	24.656	24.922	1:08.670
5	<b>18.016</b>	<b>23.251</b>	23.513	<b>1:04.780</b>	7	19.090	24.719	24.827	1:08.636
6	18.067	23.308	23.545	1:04.920	8	19.020	24.526	24.798	1:08.344
7	18.032	23.312	23.529	1:04.873	9	18.970	<b>24.456</b>	24.784	<b>1:08.210</b>
8	18.212	23.293	23.544	1:05.049	10	19.228	24.843	24.854	1:08.925
9	<b>18.016</b>	23.309	23.534	1:04.859	<b>97 Peter NERLICH (VIC) (12th)</b>				
10	18.194	23.805	23.660	1:05.659	1	25.059	24.517	24.485	1:14.061
<b>78 Caleb GILMORE (MWT) (10th)</b>					2	18.710	24.296	24.260	1:07.266
1	24.703	24.028	24.155	1:12.886	3	18.592	24.284	24.228	1:07.104
2	18.685	24.136	23.915	1:06.736	4	18.287	23.997	24.131	1:06.415
3	18.529	25.011	23.938	1:07.478	5	18.392	23.882	24.115	1:06.389
4	18.355	24.123	23.833	1:06.311	6	<b>18.223</b>	23.762	<b>23.772</b>	1:05.757
5	18.497	<b>23.735</b>	23.762	1:05.994	7	18.376	23.790	23.926	1:06.092
6	18.285	23.969	23.855	1:06.109	8	18.398	23.925	23.990	1:06.313
7	18.849	24.185	24.112	1:07.146	9	18.535	23.917	23.825	1:06.277
8	18.371	23.821	23.897	1:06.089	10	18.236	<b>23.668</b>	23.838	<b>1:05.742</b>
9	18.241	23.830	<b>23.732</b>	<b>1:05.803</b>	<b>99 Jacob HATCH (NSW) (17th)</b>				
10	<b>18.147</b>	23.959	24.000	1:06.106	1	25.967	25.022	24.608	1:15.597
<b>88 Joseph MARINIELLO (VIC) (14th)</b>					2	19.009	24.839	24.585	1:08.433
1	26.217	25.167	24.318	1:15.702	3	18.653	24.509	24.309	1:07.471
2	18.623	24.924	24.374	1:07.921	4	18.629	24.116	24.254	1:06.999
3	18.770	24.967	24.291	1:08.028	5	18.587	24.058	24.301	1:06.946
4	18.738	24.213	23.977	1:06.928	6	18.699	24.038	<b>24.176</b>	1:06.913
5	18.801	24.212	23.985	1:06.998	7	18.648	<b>23.969</b>	24.256	<b>1:06.873</b>
6	18.902	24.428	23.978	1:07.308	8	18.553	24.197	24.363	1:07.113
7	<b>18.481</b>	<b>24.129</b>	23.999	<b>1:06.609</b>	9	18.973	24.512	24.468	1:07.953
8	18.575	24.219	<b>23.912</b>	1:06.706	10	<b>18.427</b>	24.355	24.378	1:07.160
9	18.651	24.506	24.130	1:07.287	<b>110 Zakary PETTENDY (NSW) (19th)</b>				
10	18.557	24.232	24.288	1:07.077	1	26.887	25.508	24.845	1:17.240
<b>91 Taiyo AKSU (QLD) (26th)</b>					2	18.623	24.973	25.109	1:08.705
1	27.808	26.181	<b>24.715</b>	1:18.704	3	18.647	24.801	24.384	1:07.832

*Scott Laing*  
 Chief Timekeeper - Scott Laing

*Tom Williams*  
 Race Director - Tom Williams

*Paul Hinds*  
 Clerk of Course - Paul Hinds



www.computime.com.au  
 COMPUTIME RACE TIMING SYSTEMS PTY LTD







# Wakefield Park Raceway

## Round 3 : April 16 - 18



ASBK.COM.AU f t i y

### DUNLOP SUPERSPORT 300 CHAMPIONSHIP

#### Race 2

Date: 18/04/21  
 Event: R08  
 Weather: Overcast - Temp: 11.4C  
 Track: Dry - Temp: 18.8C

Started at: 11:13:03  
 Laps: 10  
 Starters: 31  
 Printed at: 11:31

#### PROVISIONAL SPLIT TIMES

Lap	Split 1	Split 2	Split 3	Lap Time	Lap	Split 1	Split 2	Split 3	Lap Time
4	18.820	24.562	24.383	1:07.765	3	18.999	24.834	<b>24.326</b>	1:08.159
5	18.414	24.558	<b>24.328</b>	<b>1:07.300</b>	4	<b>18.903</b>	25.411	24.686	1:09.000
6	<b>18.358</b>	<b>24.512</b>	24.910	1:07.780	5	19.205	24.849	24.404	1:08.458
7	18.738	24.711	24.674	1:08.123	6	19.188	24.686	24.673	1:08.547
8	18.531	24.560	24.722	1:07.813	7	19.402	24.617	24.624	1:08.643
9	18.666	24.725	24.498	1:07.889	8	19.318	24.849	24.396	1:08.563
10	18.508	24.737	24.634	1:07.879	9	18.999	<b>24.522</b>	24.483	<b>1:08.004</b>
					10	18.982	25.102	24.562	1:08.646
<b>121 Reece OUGHTRED (VIC) (6th)</b>					<b>355 Laura BROWN (NSW) (18th)</b>				
1	23.900	24.305	24.140	1:12.345	1	27.478	25.920	24.266	1:17.664
2	18.764	24.403	23.894	1:07.061	2	18.684	24.888	24.998	1:08.570
3	18.618	24.131	23.835	1:06.584	3	19.574	25.102	24.012	1:08.688
4	18.582	24.151	23.887	1:06.620	4	<b>18.545</b>	24.483	<b>23.817</b>	<b>1:06.845</b>
5	18.329	24.229	23.663	1:06.221	5	18.722	24.597	24.146	1:07.465
6	<b>17.984</b>	24.448	23.993	1:06.425	6	18.674	<b>24.406</b>	24.372	1:07.452
7	18.812	24.008	23.639	1:06.459	7	19.029	25.035	24.460	1:08.524
8	18.281	<b>23.924</b>	23.527	1:05.732	8	18.986	24.539	23.995	1:07.520
9	18.029	23.983	23.739	1:05.751	9	19.126	24.530	24.267	1:07.923
10	18.021	24.034	<b>23.507</b>	<b>1:05.562</b>	10	18.619	24.686	24.369	1:07.674
<b>181 Liam WATERS (QLD) (16th)</b>					<b>444 Ryan MOSCARDINI (QLD) (31th)</b>				
1	26.567	25.428	24.206	1:16.201	1	28.678	26.517	26.016	1:21.211
2	18.956	24.901	24.473	1:08.330	2	19.996	25.856	25.710	1:11.562
3	18.613	24.691	24.223	1:07.527	3	20.249	25.812	25.729	1:11.790
4	18.602	<b>24.256</b>	23.923	1:06.781	4	19.988	25.721	25.678	1:11.387
5	18.976	24.335	24.123	1:07.434	5	19.993	25.552	<b>25.560</b>	1:11.105
6	18.489	24.456	23.840	1:06.785	6	19.885	25.550	25.776	1:11.211
7	18.669	24.354	23.950	1:06.973	7	19.990	25.717	25.635	1:11.342
8	<b>18.447</b>	24.261	<b>23.825</b>	<b>1:06.533</b>	8	<b>19.867</b>	25.773	25.577	1:11.217
9	18.622	24.295	24.467	1:07.384	9	19.928	<b>25.286</b>	25.598	<b>1:10.812</b>
10	18.568	24.288	23.886	1:06.742	10	19.902	25.469	25.625	1:10.996
<b>222 Lincoln KNIGHT (NSW) (25th)</b>									
1	27.649	26.451	24.575	1:18.675					
2	19.488	24.935	24.519	1:08.942					

\*\*\* Rider 35 (Varis FLEMING (VIC)) - 10 second penalty imposed by Clerk of Course for jumped start \*\*\*

The results are provisional until the end of the time limit for protests and appeals.

Chief Timekeeper - Scott Laing

Race Director - Tom Williams

Clerk of Course - Paul Hinds



www.computime.com.au  
 COMPUTIME RACE TIMING SYSTEMS PTY LTD







# Wakefield Park Raceway

## Round 3 : April 16 - 18



ASBK.COM.AU

### DUNLOP SUPERSPORT 300 CHAMPIONSHIP

#### Race 2

Date: 18/04/21  
 Event: R08  
 Weather: Overcast - Temp: 11.4C  
 Track: Dry - Temp: 18.8C

Started at: 11:13:03  
 Laps: 10  
 Starters: 31  
 Printed at: 11:31


### PROVISIONAL FASTEST LAPS SEQUENCE


Lap	Race Pos	No	Name	Machine	Fastest Lap	On Lap
1	1	72	Ben BAKER (NSW)	Yamaha YZF-R3	1:10.358	1
2	1	72	Ben BAKER (NSW)	Yamaha YZF-R3	1:05.163	2
4	1	72	Ben BAKER (NSW)	Yamaha YZF-R3	1:05.046	4
5	1	72	Ben BAKER (NSW)	Yamaha YZF-R3	1:04.780	5

\*\*\* Rider 35 (Varis FLEMING (VIC)) - 10 second penalty imposed by Clerk of Course for jumped start \*\*\*

The results are provisional until the end of the time limit for protests and appeals.

  
 Chief Timekeeper - Scott Lang

  
 Race Director - Tom Williams

  
 Clerk of Course - Paul Hinds



[www.computime.com.au](http://www.computime.com.au)  
 COMPUTIME RACE TIMING SYSTEMS PTY LTD





# Wakefield Park Raceway

## Round 3 : April 16 - 18



ASBK.COM.AU f t i y

### DUNLOP SUPERSPORT 300 CHAMPIONSHIP

#### Race 2

Date: 18/04/21  
 Event: R08  
 Weather: Overcast - Temp: 11.4C  
 Track: Dry - Temp: 18.8C

Started at: 11:13:03  
 Laps: 10  
 Starters: 31  
 Printed at: 11:31

#### PROVISIONAL LAP SHEET

No	Lap Time	Gap	No	Lap Time	Gap	No	Lap Time	Gap	No	Lap Time	Gap	No	Lap Time	Gap
<b>Lap 1</b>			22	1:05.795	1.279	69	1:06.477	4.835	78	1:06.311	7.449	97	1:06.389	10.493
72	1:10.358		36	1:05.979	1.300	121	1:06.584	5.074	39	1:06.181	7.779	20	1:05.896	10.636
36	1:10.842	.484	3	1:06.673	3.524	11	1:06.847	6.143	47	1:06.569	8.402	32	1:06.836	12.506
22	1:11.005	.647	69	1:06.594	3.753	78	1:07.478	6.184	97	1:06.415	8.884	99	1:06.946	14.704
121	1:12.345	1.987	121	1:07.061	3.885	39	1:06.821	6.644	20	1:06.788	9.520	88	1:06.998	14.835
3	1:12.372	2.014	78	1:06.736	4.101	47	1:07.321	6.879	32	1:07.102	10.450	181	1:07.434	15.531
69	1:12.680	2.322	11	1:07.131	4.691	97	1:07.104	7.515	99	1:06.999	12.538	49	1:06.958	16.295
47	1:12.847	2.489	47	1:07.627	4.953	20	1:06.845	7.778	88	1:06.928	12.617	35	1:06.491	16.401
78	1:12.886	2.528	39	1:07.463	5.218	32	1:07.677	8.394	181	1:06.781	12.877	58	1:07.666	17.583
11	1:13.081	2.723	97	1:07.266	5.806	99	1:07.471	10.585	49	1:07.205	14.117	110	1:07.300	18.100
39	1:13.276	2.918	32	1:07.412	6.112	88	1:08.028	10.735	35	1:06.808	14.690	25	1:07.238	18.119
97	1:14.061	3.703	20	1:06.748	6.328	181	1:07.527	11.142	58	1:07.951	14.697	355	1:07.465	18.490
32	1:14.221	3.863	88	1:07.921	8.102	58	1:07.996	11.792	110	1:07.765	15.580	63	1:07.165	18.601
20	1:15.101	4.743	99	1:08.433	8.509	49	1:07.652	11.958	25	1:07.113	15.661	12	1:07.604	19.535
99	1:15.597	5.239	181	1:08.330	9.010	110	1:07.832	12.861	355	1:06.845	15.805	91	1:08.349	22.298
88	1:15.702	5.344	58	1:08.606	9.191	35	1:07.778	12.928	63	1:07.300	16.216	222	1:08.458	22.492
58	1:16.106	5.748	49	1:08.273	9.701	25	1:08.586	13.594	12	1:07.786	16.711	51	1:09.489	28.529
25	1:16.162	5.804	25	1:09.762	10.403	63	1:08.674	13.962	91	1:08.858	18.729	45	1:09.359	28.590
181	1:16.201	5.843	110	1:08.705	10.424	12	1:08.507	13.971	222	1:09.000	18.814	56	1:09.949	30.695
49	1:16.949	6.591	35	1:07.989	10.545	355	1:08.688	14.006	51	1:09.278	23.820	34	1:09.698	31.201
110	1:17.240	6.882	63	1:08.847	10.683	222	1:08.159	14.860	45	1:09.201	24.011	444	1:11.105	36.313
63	1:17.357	6.999	355	1:08.570	10.713	91	1:08.544	14.917	56	1:09.873	25.526	<b>Lap 6</b>		
355	1:17.664	7.306	12	1:08.248	10.859	51	1:09.587	19.588	34	1:09.549	26.283	72	1:04.920	
35	1:18.077	7.719	91	1:08.585	11.768	45	1:09.517	19.856	444	1:11.387	29.988	22	1:05.675	4.384
12	1:18.132	7.774	222	1:08.942	12.096	56	1:10.765	20.699	<b>Lap 5</b>			36	1:05.729	4.997
222	1:18.675	8.317	56	1:10.650	15.329	34	1:09.915	21.780	72	1:04.780		69	1:05.752	8.135
91	1:18.704	8.346	51	1:10.512	15.396	444	1:11.790	23.647	22	1:05.577	3.629	3	1:05.644	8.176
56	1:20.200	9.842	45	1:10.795	15.734	<b>Lap 4</b>			36	1:05.974	4.188	11	1:06.009	9.562
51	1:20.405	10.047	444	1:11.562	17.252	72	1:05.046		69	1:06.022	7.303	121	1:06.425	9.594
45	1:20.460	10.102	34	1:10.888	17.260	22	1:05.695	2.832	3	1:05.981	7.452	78	1:06.109	9.852
444	1:21.211	10.853	<b>Lap 3</b>			36	1:05.869	2.994	121	1:06.221	8.089	39	1:06.145	10.051
34	1:21.893	11.535	72	1:05.395		69	1:06.272	6.061	11	1:05.891	8.473	47	1:05.928	10.818
<b>Lap 2</b>			36	1:06.266	2.171	3	1:06.517	6.251	78	1:05.994	8.663	97	1:05.757	11.330
72	1:05.163		22	1:06.299	2.183	121	1:06.620	6.648	39	1:05.827	8.826	20	1:06.238	11.954
			3	1:06.651	4.780	11	1:06.265	7.362	47	1:06.188	9.810	32	1:06.854	14.440

*Scott Laing*  
 Chief Timekeeper - Scott Laing

*Tom Williams*  
 Race Director - Tom Williams

*Paul Hinds*  
 Clerk of Course - Paul Hinds



www.computime.com.au  
 COMPUTIME RACE TIMING SYSTEMS PTY LTD





# Wakefield Park Raceway

## Round 3 : April 16 - 18



ASBK.COM.AU f t i y

### DUNLOP SUPERSPORT 300 CHAMPIONSHIP

#### Race 2

Date: 18/04/21  
 Event: R08  
 Weather: Overcast - Temp: 11.4C  
 Track: Dry - Temp: 18.8C

Started at: 11:13:03  
 Laps: 10  
 Starters: 31  
 Printed at: 11:31

#### PROVISIONAL LAP SHEET

No	Lap Time	Gap	No	Lap Time	Gap	No	Lap Time	Gap	No	Lap Time	Gap
99	1:06.913	16.697	49	1:06.700	19.723	110	1:07.813	26.974	63	1:07.894	30.500
88	1:07.308	17.223	35	1:06.746	19.921	58	1:07.658	27.086	12	1:07.897	31.783
181	1:06.785	17.396	110	1:08.123	24.210	355	1:07.520	27.144	91	1:08.210	36.457
49	1:06.521	17.896	58	1:08.475	24.477	63	1:07.647	27.465	222	1:08.004	36.548
35	1:06.567	18.048	25	1:08.630	24.558	12	1:08.402	28.745	45	1:08.578	43.119
25	1:07.602	20.801	355	1:08.524	24.673	91	1:08.344	33.106	51	1:09.391	45.633
58	1:08.212	20.875	63	1:08.612	24.867	222	1:08.563	33.403	56	1:09.771	49.998
110	1:07.780	20.960	12	1:07.677	25.392	45	1:08.523	39.400	34	1:10.106	50.765
355	1:07.452	21.022	91	1:08.636	29.811	51	1:09.190	41.101	444	1:10.812	1:01.194
63	1:07.447	21.128	222	1:08.643	29.889	56	1:09.751	45.086	Lap 10		
12	1:07.973	22.588	45	1:08.605	35.926	34	1:09.863	45.518			
91	1:08.670	26.048	51	1:09.185	36.960	444	1:11.217	55.241	72	1:05.659	
222	1:08.547	26.119	56	1:09.749	40.384	Lap 9			22	1:05.447	7.577
45	1:08.524	32.194	34	1:09.447	40.704				72	1:04.859	
51	1:09.039	32.648	444	1:11.342	49.073	22	1:05.898	7.789	36	1:05.995	8.590
56	1:09.733	35.508	Lap 8			36	1:06.082	8.254	69	1:05.949	11.743
34	1:09.849	36.130				72	1:05.049		3	1:05.828	11.417
444	1:11.211	42.604	22	1:05.981	6.750	69	1:05.900	11.453	121	1:05.562	12.658
Lap 7			36	1:06.250	7.031	121	1:05.751	12.755	11	1:05.723	13.090
			69	1:05.947	10.412	11	1:06.104	13.026	39	1:05.947	13.695
72	1:04.873		3	1:06.152	10.448	39	1:05.947	13.695	39	1:06.478	14.514
22	1:06.307	5.818	11	1:05.846	11.781	78	1:05.803	14.109	78	1:06.106	14.556
36	1:05.706	5.830	121	1:05.732	11.863	20	1:05.674	14.646	47	1:05.848	15.054
3	1:06.042	9.345	39	1:06.054	12.607	47	1:06.203	14.865	97	1:05.742	15.314
69	1:06.252	9.514	78	1:06.089	13.165	97	1:06.277	15.231	32	1:06.576	21.545
11	1:06.295	10.984	47	1:06.384	13.521	32	1:06.983	20.628	88	1:07.077	24.462
121	1:06.459	11.180	97	1:06.313	13.813	88	1:07.287	23.044	49	1:06.723	24.527
39	1:06.424	11.602	20	1:05.748	13.831	49	1:07.025	23.463	181	1:06.742	24.588
78	1:07.146	12.125	32	1:07.001	18.504	181	1:07.384	23.505	35	1:06.482	25.149
47	1:06.241	12.186	88	1:06.706	20.616	99	1:07.953	23.855	99	1:07.160	25.356
97	1:06.092	12.549	99	1:07.113	20.761	35	1:07.472	24.326	355	1:07.674	32.223
20	1:06.051	13.132	181	1:06.533	20.980	110	1:07.889	30.004	110	1:07.879	32.224
32	1:06.985	16.552	49	1:06.623	21.297	25	1:07.957	30.036	58	1:07.858	32.473
99	1:06.873	18.697	35	1:06.841	21.713	355	1:07.923	30.208	25	1:08.103	32.480
88	1:06.609	18.959	25	1:07.429	26.938	58	1:08.047	30.274	63	1:08.136	32.977
181	1:06.973	19.496							12	1:07.614	33.738
									222	1:08.646	39.535

\*\*\* Rider 35 (Varis FLEMING (VIC)) - 10 second penalty imposed by Clerk of Course for jumped start \*\*\*

The results are provisional until the end of the time limit for protests and appeals.

*Scott Laing*  
 Chief Timekeeper - Scott Laing

*Tom Williams*  
 Race Director - Tom Williams

*Paul Hinds*  
 Clerk of Course - Paul Hinds



www.computime.com.au  
 COMPUTIME RACE TIMING SYSTEMS PTY LTD







# Wakefield Park Raceway

## Round 3 : April 16 - 18



### DUNLOP SUPERSPORT 300 CHAMPIONSHIP

#### Race 2

Date: 18/04/21  
 Event: R08  
 Weather: Overcast - Temp: 11.4C  
 Track: Dry - Temp: 18.8C

Started at: 11:13:03  
 Laps: 10  
 Starters: 31  
 Printed at: 11:31

### PROVISIONAL LAP CHART


Name	Grid	1	2	3	4	5	6	7	8	9	10	Name
B. BAKER	70	70	70	70	70	70	70	70	70	70	70	B. BAKER
A. GRENFELL	36	36	22	36	22	22	22	22	22	22	22	Z. JOHNSON
Z. JOHNSON	22	22	36	22	36	36	36	36	36	36	36	A. GRENFELL
Z. BUNTING	47	121	3	3	69	69	69	3	69	3	69	A. McDONALD
C. DUNKER	3	3	69	69	3	3	3	69	3	69	3	C. DUNKER
B. DEMMERY	11	69	121	121	121	121	11	11	11	121	121	R. OUGHTRED
R. OUGHTRED	121	47	78	11	11	11	121	121	121	11	11	B. DEMMERY
C. GILMORE	78	78	11	78	78	78	78	39	39	39	20	J. NAHLOUS
A. McDONALD	69	11	47	39	39	39	39	78	78	78	39	G. NELSON
P. NERLICH	97	39	39	47	47	47	47	47	47	20	78	C. GILMORE
L. QUINN	58	97	97	97	97	97	97	97	97	47	47	Z. BUNTING
J. JACOBS	16	32	32	20	20	20	20	20	20	97	97	P. NERLICH
J. HATCH	99	20	20	32	32	32	32	32	32	32	32	J. RUSSO
J. RUSSO	32	99	88	99	99	99	99	99	88	88	88	J. MARINIELLO
J. MARINIELLO	88	88	99	88	88	88	88	88	99	49	49	J. FARNSWORTH
J. NAHLOUS	20	58	181	181	181	181	181	181	181	181	181	L. WATERS
G. NELSON	39	25	58	58	49	49	49	49	49	99	35	V. FLEMING
B. GAWITH	25	181	49	49	35	35	35	35	35	35	99	J. HATCH
V. FLEMING	35	49	25	110	58	58	25	110	25	110	355	L. BROWN
L. WATERS	181	110	110	35	110	110	58	58	110	25	110	Z. PETTENDY
T. AKSU	91	63	35	25	25	25	110	25	58	355	58	L. QUINN
J. FARNSWORTH	49	355	63	63	355	355	355	355	355	58	25	B. GAWITH
Z. KINNA	7	35	355	12	63	63	63	63	63	63	63	C. CLEGG
C. CLEGG	63	12	12	355	12	12	12	12	12	12	12	H. SNELL
H. SNELL	12	222	91	222	91	91	91	91	91	91	222	L. KNIGHT
Z. PETTENDY	140	91	222	91	222	222	222	222	222	222	91	T. AKSU
L. BROWN	355	56	56	51	51	51	45	45	45	45	45	J. PORT
R. MOSCARDINI	444	51	51	45	45	45	51	51	51	51	51	S. PEZZETTA
L. KNIGHT	222	45	45	56	56	56	56	56	56	56	56	J. WOODS
J. WOODS	56	444	444	34	34	34	34	34	34	34	34	B. ANGELIDIS
J. PORT	45	34	34	444	444	444	444	444	444	444	444	R. MOSCARDINI
S. PEZZETTA	51											
B. ANGELIDIS	34											

\*\*\* Rider 35 (Varis FLEMING (VIC)) - 10 second penalty imposed by Clerk of Course for jumped start \*\*\*

The results are provisional until the end of the time limit for protests and appeals.

  
 Chief Timekeeper - Scott Lang

  
 Race Director - Tom Williams

  
 Clerk of Course - Paul Hinds





# Wakefield Park Raceway

## Round 3 : April 16 - 18



ASBK.COM.AU f t i y

### DUNLOP SUPERSPORT 300 CHAMPIONSHIP

#### Race 2

Date: 18/04/21  
 Event: R08  
 Weather: Overcast - Temp: 11.4C  
 Track: Dry - Temp: 18.8C

Started at: 11:13:03  
 Laps: 10  
 Starters: 31  
 Printed at: 11:31


#### PROVISIONAL BEST PARTIAL TIMES


Pos	Split 1		Split 2		Split 3		LAP		Ideal	Fastest
	Name	Time	Name	Time	Name	Time	Name	Time		
1	R. OUGHTRED	17.984	B. BAKER	23.251	B. BAKER	23.503	B. BAKER	1:04.770	1:04.780	
2	J. NAHLOUS	18.005	Z. JOHNSON	23.484	R. OUGHTRED	23.507	Z. JOHNSON	1:05.341	1:05.447	
3	B. BAKER	18.016	B. DEMMERY	23.572	J. NAHLOUS	23.609	R. OUGHTRE	1:05.415	1:05.562	
4	C. GILMORE	18.147	A. McDONALD	23.597	B. DEMMERY	23.619	J. NAHLOUS	1:05.423	1:05.494	
5	Z. JOHNSON	18.152	C. DUNKER	23.608	A. GRENFELL	23.638	A. McDONAL	1:05.470	1:05.752	
6	A. GRENFELL	18.160	P. NERLICH	23.668	G. NELSON	23.674	B. DEMMERY	1:05.471	1:05.723	
7	A. McDONALD	18.191	Z. BUNTING	23.679	A. McDONALD	23.682	A. GRENFELL	1:05.487	1:05.706	
8	P. NERLICH	18.223	A. GRENFELL	23.689	Z. JOHNSON	23.705	C. GILMORE	1:05.614	1:05.803	
9	J. FARNSWORTH	18.224	C. GILMORE	23.735	C. GILMORE	23.732	C. DUNKER	1:05.631	1:05.644	
10	Z. BUNTING	18.255	G. NELSON	23.793	C. DUNKER	23.736	P. NERLICH	1:05.663	1:05.742	
11	G. NELSON	18.255	J. NAHLOUS	23.809	P. NERLICH	23.772	G. NELSON	1:05.722	1:05.827	
12	B. DEMMERY	18.280	R. OUGHTRED	23.924	L. BROWN	23.817	Z. BUNTING	1:05.776	1:05.848	
13	C. DUNKER	18.287	J. HATCH	23.969	L. WATERS	23.825	J. FARNSWO	1:06.431	1:06.521	
14	Z. PETTENDY	18.358	J. RUSSO	24.023	Z. BUNTING	23.842	V. FLEMING	1:06.482	1:06.482	
15	J. HATCH	18.427	V. FLEMING	24.040	J. MARINIELLO	23.912	J. MARINIELL	1:06.522	1:06.609	
16	J. RUSSO	18.445	J. MARINIELLO	24.129	J. FARNSWORTH	23.952	L. WATERS	1:06.528	1:06.533	
17	L. WATERS	18.447	L. QUINN	24.229	C. CLEGG	23.981	J. RUSSO	1:06.556	1:06.576	
18	J. MARINIELLO	18.481	B. GAWITH	24.251	B. GAWITH	24.082	J. HATCH	1:06.572	1:06.873	
19	V. FLEMING	18.492	J. FARNSWORTH	24.255	J. RUSSO	24.088	L. BROWN	1:06.768	1:06.845	
20	C. CLEGG	18.522	L. WATERS	24.256	J. HATCH	24.176	B. GAWITH	1:06.952	1:07.113	
21	L. BROWN	18.545	H. SNELL	24.271	H. SNELL	24.229	C. CLEGG	1:06.997	1:07.165	
22	B. GAWITH	18.619	L. BROWN	24.406	L. QUINN	24.247	H. SNELL	1:07.122	1:07.604	
23	H. SNELL	18.622	T. AKSU	24.456	L. KNIGHT	24.326	Z. PETTENDY	1:07.198	1:07.300	
24	L. QUINN	18.769	C. CLEGG	24.494	Z. PETTENDY	24.328	L. QUINN	1:07.245	1:07.658	
25	J. PORT	18.857	Z. PETTENDY	24.512	S. PEZZETTA	24.575	L. KNIGHT	1:07.751	1:08.004	
26	T. AKSU	18.881	L. KNIGHT	24.522	J. PORT	24.671	T. AKSU	1:08.052	1:08.210	
27	L. KNIGHT	18.903	J. PORT	24.729	T. AKSU	24.715	J. PORT	1:08.257	1:08.523	
28	J. WOODS	19.106	B. ANGELIDIS	24.746	B. ANGELIDIS	25.092	S. PEZZETTA	1:08.832	1:09.039	
29	B. ANGELIDIS	19.257	S. PEZZETTA	24.981	J. WOODS	25.110	B. ANGELIDIS	1:09.095	1:09.447	
30	S. PEZZETTA	19.276	J. WOODS	25.139	R. MOSCARDINI	25.560	J. WOODS	1:09.355	1:09.733	
31	R. MOSCARDINI	19.867	R. MOSCARDINI	25.286	V. FLEMING	1:08.077	R. MOSCARDI	1:10.713	1:10.812	

\*\*\* Rider 35 (Varis FLEMING (VIC)) - 10 second penalty imposed by Clerk of Course for jumped start \*\*\*

The results are provisional until the end of the time limit for protests and appeals.

  
 Chief Timekeeper - Scott Lang

  
 Race Director - Tom Williams

  
 Clerk of Course - Paul Hinds



www.computime.com.au  
 COMPUTIME RACE TIMING SYSTEMS PTY LTD





# Wakefield Park Raceway

## Round 3 : April 16 - 18



ASBK.COM.AU f t i y

### AUSTRALIAN SUPERSPORT 300 CHAMPIONSHIP PROVISIONAL PROGRESSIVE ROUND POINTS

#### AUSTRALIAN SUPERSPORT 300 CHAMPIONSHIP

Pos	No	Name	Machine	Rnd 3 Pole	Rnd 3 Race 1	Rnd 3 Race 2	Total
1	72	Ben BAKER	Yamaha	1	25	25	51
2	22	Zackary JOHNSON	Kawasaki		20	20	40
3	69	Archie McDONALD	Yamaha		17	17	34
4	121	Reece OUGHTRED	Yamaha		18	15	33
5	3	Cameron DUNKER	Yamaha		15	16	31
6	39	Glenn NELSON	Yamaha		16	12	28
7	11	Brandon DEMMERY	Yamaha		13	14	27
8	36	Angus GRENFELL	Yamaha		7	18	25
9	78	Caleb GILMORE	Yamaha		14	11	25
10	20	Jonathan NAHLOUS	Yamaha		11	13	24
11	97	Peter NERLICH	Kawasaki		12	9	21
12	47	Zylas BUNTING	Kawasaki		6	10	16
13	49	Jake FARNSWORTH	Kawasaki		9	6	15
14	99	Jacob HATCH	Yamaha		8	4	12
15	58	Lucas QUINN	Yamaha		10	1	11
16	32	Jai RUSSO	Yamaha			8	8
17	88	Joseph MARINIELLO	Kawasaki			7	7
18	110	Zakary PETTENDY	Yamaha		4	2	6
19	181	Liam WATERS	Yamaha			5	5
20	25	Brodie GAWITH	Yamaha		5		5
21	355	Laura BROWN	Yamaha			3	3
22	63	Clay CLEGG	Yamaha		3		3
23	91	Taiyo AKSU	Yamaha		2		2
24	35	Varis FLEMING	Yamaha		1		1

*Scott Laing*  
Chief Timekeeper - Scott Laing

*Tom Williams*  
Race Director - Tom Williams

*Paul Hinds*  
Clerk of Course - Paul Hinds



[www.computime.com.au](http://www.computime.com.au)  
COMPUTIME RACE TIMING SYSTEMS PTY LTD







# Wakefield Park Raceway

## Round 3 : April 16 - 18





ASBK.COM.AU f t i y


### AUSTRALIAN SUPERSPORT 300 CHAMPIONSHIP PROVISIONAL PROGRESSIVE CHAMPIONSHIP POINTS

#### AUSTRALIAN SUPERSPORT 300 CHAMPIONSHIP

Pos	No	Name	Machine	Rnd 2 Wint	Rnd 3 Pole	Rnd 3 Race 1	Rnd 3 Race 2	Total
1	72	Ben BAKER	Yamaha	60	1	25	25	111
2	121	Reece OUGHTRED	Yamaha	50		18	15	83
3	22	Zackary JOHNSON	Kawasaki	41		20	20	81
4	50	Carter THOMPSON	Yamaha	76				76
5	3	Cameron DUNKER	Yamaha	37		15	16	68
6	78	Caleb GILMORE	Yamaha	41		14	11	66
7	11	Brandon DEMMERY	Yamaha	33		13	14	60
8	59	Tom DRANE	Yamaha	54				54
9	97	Peter NERLICH	Kawasaki	26		12	9	47
10	88	Joseph MARINIELLO	Kawasaki	40			7	47
11	39	Glenn NELSON	Yamaha	10		16	12	38
12	99	Jacob HATCH	Yamaha	24		8	4	36
13	69	Archie McDONALD	Yamaha			17	17	34
14	49	Jake FARNSWORTH	Kawasaki	16		9	6	31
15	20	Jonathan NAHLOUS	Yamaha	5		11	13	29
16	16	James JACOBS	Kawasaki	28				28
17	95	Matthew RINDEL	Yamaha	28				28
18	47	Zylas BUNTING	Kawasaki	11		6	10	27
19	58	Lucas QUINN	Yamaha	15		10	1	26
20	36	Angus GRENFELL	Yamaha			7	18	25
21	110	Zakary PETTENDY	Yamaha	17		4	2	23
22	63	Clay CLEGG	Yamaha	20		3		23
23	32	Jai RUSSO	Yamaha				8	8
24	25	Brodie GAWITH	Yamaha	3		5		8
25	355	Laura BROWN	Yamaha	4			3	7
26	7	Zane KINNA	Yamaha	7				7
27	181	Liam WATERS	Yamaha				5	5
28	91	Taiyo AKSU	Yamaha	2		2		4
29	35	Varis FLEMING	Yamaha			1		1
30	12	Henry SNELL	Yamaha	1				1

  
Chief Timekeeper - Scott Lang

  
Race Director - Tom Williams

  
Clerk of Course - Paul Hinds



[www.computime.com.au](http://www.computime.com.au)  
COMPUTIME RACE TIMING SYSTEMS PTY LTD







# Wakefield Park Raceway

## Round 3 : April 16 - 18



ASBK.COM.AU    

### DUNLOP SUPERSPORT 300 CHAMPIONSHIP

#### Race 2

Date: 18/04/21  
Event: R08  
Weather: Overcast - Temp: 11.4C  
Track: Dry - Temp: 18.8C


Started at: 11:13:03  
Laps: 10  
Starters: 31  
Printed at: 11:31

### PROVISIONAL RACE INFORMATION

Time	Description
11:08:22	SIGHTING LAP STARTED
11:09:18	PIT EXIT CLOSED
11:09:33	BIKES ON GRID
11:10:56	WARM UP LAP STARTED
11:13:03	Event Start
11:13:36	Race Direction: Start is under investigation
11:16:40	Rider 35 (Varis FLEMING) JUMP START PENALTY - 10 seconds
11:20:52	NEW LAP RECORD - 1:04.780 - B. BAKER (Prev - 1:05.064 - B. Baker - yesterday)
11:22:11	TRACK TEMPS - 19.4C / Int 1 - 21.4C / Int 2 - 18.4C
11:23:59	Chequered Flag
11:25:19	Event Finish
11:25:27	RESULTS AFTER PENALTIES APPLIED

\*\*\* Rider 35 (Varis FLEMING (VIC)) - 10 second penalty imposed by Clerk of Course for jumped start \*\*\*


The results are provisional until the end of the time limit for protests and appeals.



Chief Timekeeper - Scott Lang



Race Director - Tom Williams



Clerk of Course - Paul Hinds



[www.computime.com.au](http://www.computime.com.au)  
COMPUTIME RACE TIMING SYSTEMS PTY LTD

